
Product Accessories

We are so glad to have your interest! This guide is here to provide some specific information to help you for a great and productive start.

WHY you need this extension?	2
HOW it works?	3
Add Product Accessories	3
Post Select Actions	5
View Product Accessories on the frontend	6
Import/Export Product Accessories	7
Export Products	7
Import Products	7
Configuration	8
YouTube demo	9
WHAT are the benefits?	9

WHY you need this extension?

Looking for an extension to provide optional product accessories with your main product? Well, nobody can understand your customers better than you. As a seller, you know which product accessories or add-on products your customers going to purchase along with your main particular product.

By using our extension, you can directly pair those accessories with the main product on the same page via adding a simple checklist menu with one click add to cart facility.

This way as a seller, you can enhance your sales boost by providing extra accessories or sub-products to your customers directly on the same page. This can also save your customers time and let them add and buy product accessories which they may need to find somewhere else.

As an example, a customer interested in buying a laptop can easily add laptop bag, additional types of equipment like a mouse, pen drive or external hard disk likewise. This can help your customers to find related product accessories on the same page while increasing chances of large order value for sellers as well.

HOW it works?

Add Product Accessories

Log into the Magento Admin panel and go to **Catalog** → **Products** → **Add/Edit Product** → **Related Products, Up-Sells, Cross-Sells and Accessory Up-Sells**.


To add the accessory products, click on the **Add Accessory Up-Sell Products** button.

The screenshot shows the Magento Admin interface for the 'Fusion Backpack' product. The left sidebar contains navigation icons for Dashboard, Sales, Catalog, Customers, Marketing, Content, Reports, Stores, System, and Find Partners & Extensions. The main content area is titled 'Fusion Backpack' and includes navigation links for 'Back', 'Add Attribute', and 'Save'. The 'Related Products, Up-Sells, Cross-Sells and Accessory Up-Sells' section is expanded, showing several options with their descriptions and corresponding 'Add' buttons:

- Related Products:** Related products are shown to customers in addition to the item the customer is looking at. [Add Related Products](#)
- Up-Sell Products:** An up-sell item is offered to the customer as a pricier or higher-quality alternative to the product the customer is looking at. [Add Up-Sell Products](#)
- Cross-Sell Products:** These "impulse-buy" products appear next to the shopping cart as cross-sells to the items already in the shopping cart. [Add Cross-Sell Products](#)
- Accessory Up-Sell Products:** Accessory up-sell products are shown to customers in addition to the item the customer is looking at. [Add Accessory Up-Sell Products](#)

Other sections visible include 'Product Reviews', 'Images And Videos', 'Search Engine Optimization', 'Customizable Options', and 'Product in Websites', each with a dropdown arrow.

Select products and click on the **Add Selected Products** button.



FUS

Pro

Ima

Sea

Reli

Re

Rel

Up

An

cus

Cr

The

the

Ac

Acc

Cus







Add Accessory Up-Sell Products ✕

Cancel
Add Selected Products

Filters

2047 records found (4 selected)

20
▼
per page
<
1
of 103
>

☐	ID	Thumbnail	Name	Attribute Set	Status	Type	SKU	Price
<input checked="" type="checkbox"/>	1		Joust Duffle Bag	Bag	Enabled	Simple Product	24-MB01	\$34.00
<input checked="" type="checkbox"/>	2		Strive Shoulder Pack	Bag	Enabled	Simple Product	24-MB04	\$32.00
<input checked="" type="checkbox"/>	3		Crown Summit Backpack	Bag	Enabled	Simple Product	24-MB03	\$38.00
<input checked="" type="checkbox"/>	4		Wayfarer Messenger Bag	Bag	Enabled	Simple Product	24-MB05	\$45.00
<input type="checkbox"/>	5		Rival Field Messenger	Bag	Enabled	Simple Product	24-MB06	\$45.00
<input type="checkbox"/>	7		Impulse Duffle	Bag	Enabled	Simple Product	24-UB02	\$74.00

Post Select Actions

Once the product selected, it displayed on the grid. The store administrator can perform several actions with them.

customer is looking at.

Cross-Sell Products
These "Impulse-buy" products appear next to the shopping cart as cross-sells to the Items already in the shopping cart. [Add Cross-Sell Products](#)

Accessory Up-Sell Products
Accessory up-sell products are shown to customers in addition to the Item the customer is looking at. [Add Accessory Up-Sell Products](#)

< 1 of 1 >

ID	Thumbnail	Name	Status	Attribute Set	SKU	Price	Actions
1		Joust Duffle Bag	Enabled	Bag	24-MB01	\$34.00	Remove
2		Strive Shoulder Pack	Enabled	Bag	24-MB04	\$32.00	Remove
3		Crown Summit Backpack	Enabled	Bag	24-MB03	\$38.00	Remove
4		Wayfarer Messenger Bag	Enabled	Bag	24-MB05	\$45.00	Remove

Customizable Options ↻


The **Reorder** and **Delete** are pretty straightforward.

Click on **Save** product button, once you done.


View Product Accessories on the frontend

Once assigned product accessories, it showing up on the frontend product view page.

Default welcome msg! [Sign In](#) or [Create an Account](#)




Search entire store here... 🔍





What's New
Women
Men
Gear
Training
Sale

[Home](#) > [Fusion Backpack](#)



Image





Fusion Backpack

Be the first to review this product

\$59.00

IN STOCK
 SKU#: 24-MB02




Add Accessories

-  [Affirm Water Bottle](#)
\$7.00
-  [Dual Handle Cardio Ball](#)
\$12.00
-  [Zing Jump Rope](#)
\$12.00
-  [Pursuit Lumaflex™ Tone Band](#)
\$16.00

Qty

1

Add to Cart

 ADD TO WISH LIST
 ADD TO COMPARE
 EMAIL

Details
More Information
Reviews

With the Fusion Backpack strapped on, every trek is an adventure - even a bus ride to work. That's partly because two large zippered compartments store everything you need, while a front zippered pocket and side mesh pouches are perfect for stashing those little extras, in case you change your mind and take the day off.

- Durable nylon construction.

The customer can add accessories item by click on the checkbox.

On add to cart, selected products also add to the cart along with the main product.

Import/Export Product Accessories

Export Products

Log into the Magento Admin panel and go to **System** → **Data Transfer** → **Export**.

	BX	BY	BZ	CA	CB	CC	CD	
1	additional_image_labels	hide_from_product_page	custom_options	accessory_upsell_skus	accessory_upsell_position	bundle_price_type	bundle_sku_type	bundle
2	Image,Image			24-UG06,24-UG07,24-UG04,24-UG02	1,2,3,4			
3								
4								
5								
6								
7								
8								
9								
10								
11								
12								
13								
14								
15								
16								
17								
18								
19								
20								
21								
22								
23								
24								
25								
26								
27								
28								

The administrator can update the value of `accessory_upsell_skus`, `accessory_upsell_position` columns and import it which is described in the next section.

Import Products

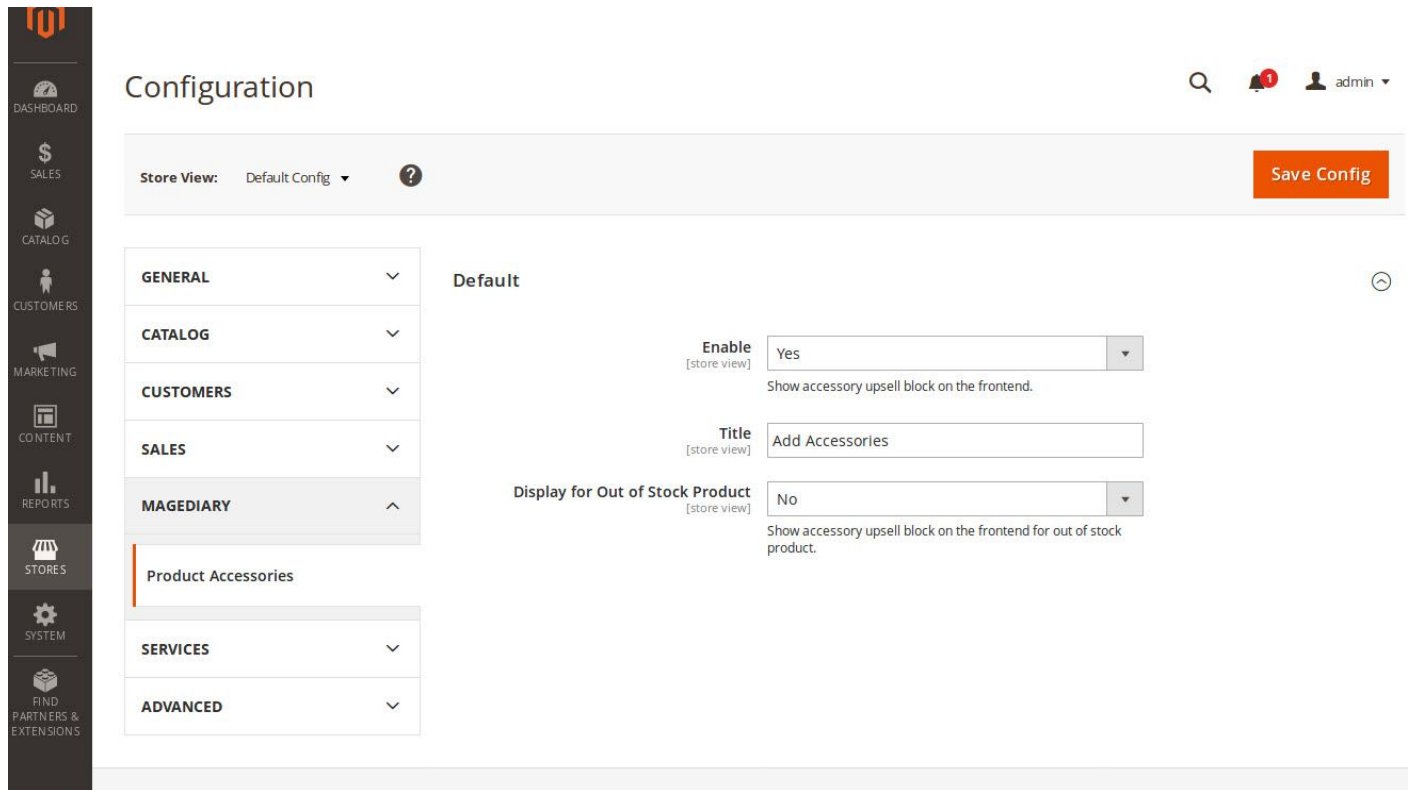
Log into the Magento Admin panel and go to **System** → **Data Transfer** → **Import**.

Select **Entity Type** to **Products** and Import product CSV file.

For mass action, export csv products then update the value of `accessory_upsell_skus` and `accessory_upsell_position` columns and import csv file.

Configuration

Log into the Magento Admin panel and go to **Stores** → **Configuration** → **Magediary** → **Product Accessories**.



The screenshot shows the Magento Admin Configuration interface. On the left is a vertical sidebar with navigation icons for Dashboard, Sales, Catalog, Customers, Marketing, Content, Reports, Stores, System, and Find Partners & Extensions. The main content area is titled 'Configuration' and shows the 'Default' configuration for the 'Magediary' store. The 'Product Accessories' section is expanded, showing three configuration options:

- Enable** [store view]: A dropdown menu set to 'Yes'. Below it, the text reads 'Show accessory upsell block on the frontend.'
- Title** [store view]: A text input field containing 'Add Accessories'.
- Display for Out of Stock Product** [store view]: A dropdown menu set to 'No'. Below it, the text reads 'Show accessory upsell block on the frontend for out of stock product.'

At the top right of the configuration area, there is a 'Save Config' button and a user profile dropdown for 'admin'.

You'll see the preference: **Default**. This preference lets you configure multiple parameters.

Enable enables product accessories block showing on the frontend product view page.

Title sets the label of the block showing on the frontend product view page.

Display for Out of Stock Product enables accessory upsell block to show up on the frontend for out of stock product or not.

We can manage permission for the admin user from **System** → **Permission** → **User Roles**.

Product Accessory

Search, Notifications, admin

← Back Delete Role Reset Save Role

ROLE INFORMATION

Role Info

Role Resources

Role Users

Roles Resources

Resource Access Custom

Resources

- ▾ Dashboard
- ▾ Analytics
- ▾ Sales
- ▾ Catalog
- ▾ Customers
- ▾ Carts
- ▾ My Account
- ▾ Marketing
- ▾ Content
- ▾ Reports
- ▾ Stores
- ▾ Settings
 - ▾ All Stores
 - ▾ Configuration
 - ▾ Newsletter Section
 - ▾ Content Management
 - ▾ Google API
 - ▾ Contacts Section
 - ▾ Downloadable Product Section
 - ▾ Inventory Section
 - ▾ Payment Methods Section
 - ▾ Catalog Section
 - ▾ Catalog Search
 - ▾ Payment Services
 - ▾ Product Accessories Section
 - ▾ Fraud Protection Section
 - ▾ Shipping Policy Parameters Section
 - ▾ Shipping Methods Section
 - ▾ Shipping Settings Section
 - ▾ Multishipping Settings Section
 - ▾ General Section
 - ▾ Web Section
 - ▾ Design Section
 - ▾ PayPal Section
 - ▾ Customers Section
 - ▾ Tax Section
 - ▾ Checkout Section
 - ▾ Sales Section
 - ▾ Persistent Shopping Cart
 - ▾ Sales Emails Section

YouTube demo

How it works - Demo

- <https://youtu.be/ey286Uh0ES4>

WHAT are the benefits?

- Directly add product accessories or add-on products on your main product page.
- Easily add product accessories to cart with simple one-click checkbox lists from the same product page.
- Help your customers to purchase extra products directly via the same page including accessories and more add-on products. This can save customers time and make it easier to find accessories.
- Admin can maintain full control about which accessories or add-on products they want to pair with the main product.
- With easy and simple Drag and Drop feature to reorder position of accessories or add-on products from the backend with ease.
- Product accessories can maximise the chances of selling products that your customers can probably buy with main products.
- Export and Import product accessories from a CSV file
- Easy backend configuration
- Developed by Magento Certified Developer and Solution Specialist
- The codes are open source so it can be customised with ease

We are Magento certified experienced developers. Our code is simply well organised and developed according to Magento rules and guidelines. We are sure of our extensions works perfectly and smoothly.

We provide unencoded source code with total flexibility to modify it within licence terms according to your need.

If you have any further query regarding this extension, Please kindly [contact us](#). We will be happy to help!